

BLINDNIETE

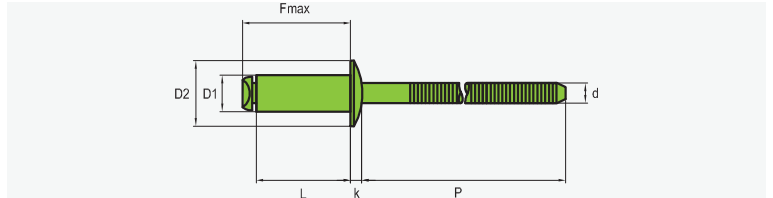
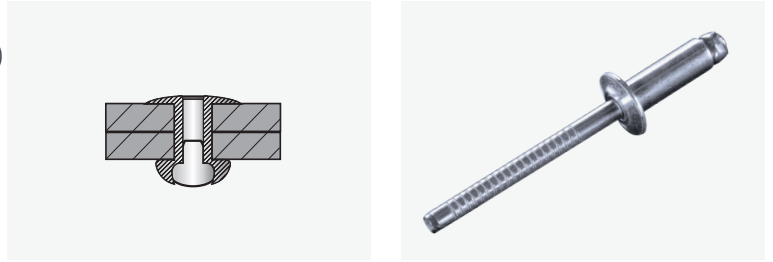
FLACHRUNDKOPF MIT GERILLTEM NIETDORN (~ DIN EN ISO 15983)

BLIND RIVETS

DOMED HEAD WITH GROOVED MANDREL (~ DIN EN ISO 15983)

RIVETS AVEUGLES


TÊTE PLATE AVEC CLOU CANNÉLÉ (~ DIN EN ISO 15983)



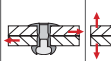
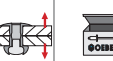




Edelstahl A2 [1.4301]
Stainless steel A2 [AISI 304]
Acier inox A2 [1.4301]


Edelstahl A2 [1.4301]
Stainless steel A2 [AISI 304]
Acier inox A2 [1.4301]

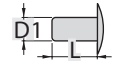
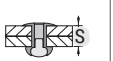
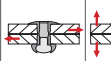
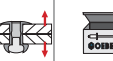


Ø 3,0 mm

D1 = 3,0 + 0,08 / - 0,1 mm
D2 = 6,5 + 0 / - 0,7 mm
k = 0,8 +/- 0,2 mm
d = 1,9 mm
P ≥ 27,0 mm
L = + 1,0 / - 0,2 mm
 3,1 mm


	F-Max		CODE				
3,0 x 4,0 mm	8,4 mm	0,5 - 2,0 mm	70301 30400	1600 N	2000 N	1000	10000
3,0 x 6,0 mm	10,4 mm	1,0 - 3,0 mm	70301 30600			1000	10000
3,0 x 8,0 mm	12,4 mm	3,0 - 5,0 mm	70301 30800			1000	10000
3,0 x 10,0 mm	14,4 mm	5,0 - 7,0 mm	70301 30100			1000	10000
3,0 x 12,0 mm	16,4 mm	7,0 - 9,0 mm	70301 30120			1000	10000
3,0 x 16,0 mm	20,4 mm	9,0 - 13,0 mm	70301 30160			1000	10000



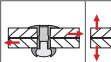
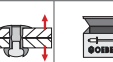


Ø 3,2 mm

D1 = 3,2 + 0,08 / - 0,1 mm
D2 = 6,5 + 0 / - 0,7 mm
k = 0,8 +/- 0,2 mm
d = 2,0 mm
P ≥ 27,0 mm
L = + 1,0 / - 0,2 mm
 3,3 mm

	F-Max		CODE				
3,2 x 4,0 mm	8,9 mm	0,5 - 2,0 mm	70301 32400	1800 N	2500 N	1000	10000
3,2 x 6,0 mm	10,9 mm	1,0 - 3,0 mm	70301 32600			1000	10000
3,2 x 8,0 mm	12,9 mm	3,0 - 5,0 mm	70301 32800			1000	10000
3,2 x 10,0 mm	14,9 mm	5,0 - 7,0 mm	70301 32100			1000	10000
3,2 x 12,0 mm	16,9 mm	7,0 - 9,0 mm	70301 32120			1000	10000
3,2 x 16,0 mm	20,9 mm	9,0 - 12,0 mm	70301 32160			1000	10000
3,2 x 18,0 mm	22,9 mm	12,0 - 15,0 mm	70301 32180			1000	10000

Ø 4,0 mm

D1 = 4,0 + 0,08 / - 0,15 mm
D2 = 8,0 + 0 / - 1,0 mm
k = 1,0 +/- 0,3 mm
d = 2,5 mm
P ≥ 27,0 mm
L = + 1,0 / - 0,2 mm
 4,1 mm

	F-Max		CODE				
4,0 x 6,0 mm	10,9 mm	1,0 - 2,5 mm	70301 40600	3100 N	3800 N	1000	10000
4,0 x 8,0 mm	12,9 mm	2,5 - 4,5 mm	70301 40800			1000	10000
4,0 x 10,0 mm	14,9 mm	4,5 - 6,5 mm	70301 40100			1000	10000
4,0 x 12,0 mm	16,9 mm	6,5 - 8,5 mm	70301 40120			500	5000
4,0 x 14,0 mm	18,9 mm	8,5 - 10,5 mm	70301 40140			500	5000
4,0 x 16,0 mm	20,9 mm	9,5 - 12,0 mm	70301 40160			500	5000
4,0 x 18,0 mm	22,9 mm	12,0 - 14,0 mm	70301 40180			500	5000
4,0 x 20,0 mm	24,9 mm	14,0 - 16,0 mm	70301 40200			500	5000
4,0 x 25,0 mm	29,9 mm	16,0 - 20,0 mm	70301 40250			500	5000
4,0 x 30,0 mm	34,9 mm	20,0 - 25,0 mm	70301 40300			500	5000